



University of Pittsburgh Titusville

Voluntary Accountability Report

Mission Statement

The University of Pittsburgh at Titusville, a degree-granting, regional campus of the University of Pittsburgh, provides students with a quality educational experience offered in a supportive environment conducive to learning, self-discipline, and mutual respect. UPT combines the advantages of a small college with the resources of an internationally respected institution.

Fall 2015 DATA

Student Characteristics

TOTAL NUMBER OF STUDENTS **346**

Gender (Total Students)

Women	231	66.8%
Men	115	33.2%

Race/Ethnicity (Total Students)

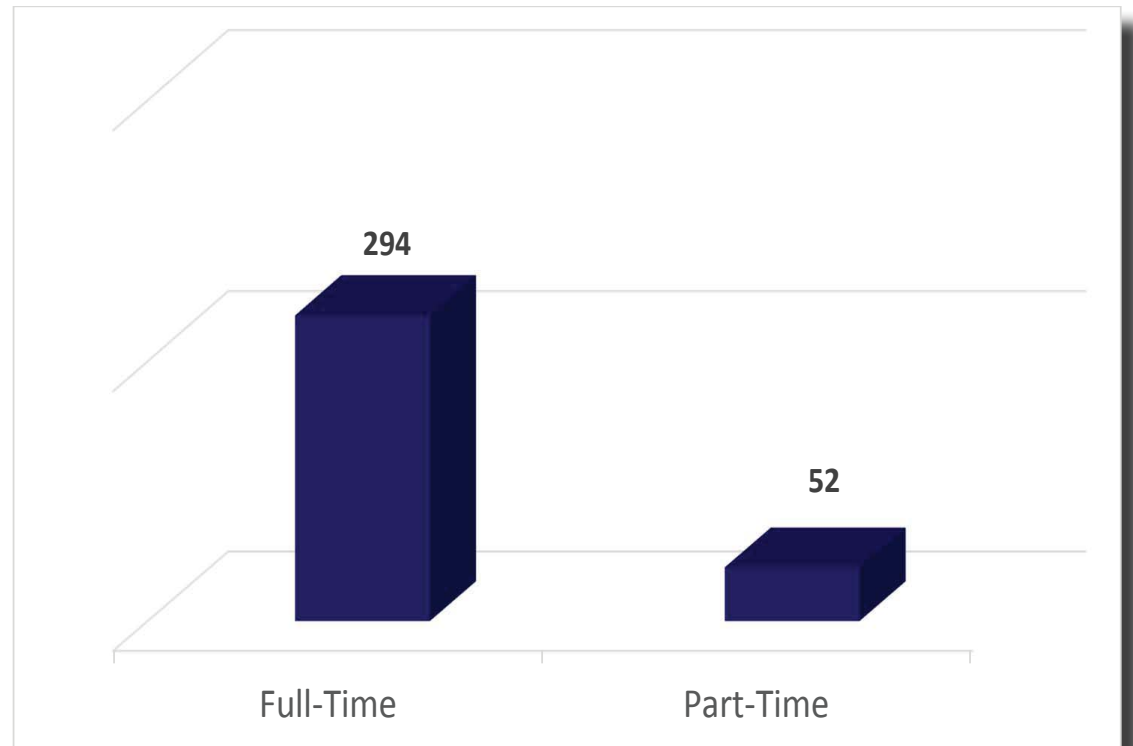
American Indian or Alaskan Native	0	0.0%
Asian	4	1.2%
Black or African American	79	22.8%
Hispanic or Latino	13	3.8%
International	0	0.0%
Native Hawaiian or Other Pacific Islander	0	0.0%
Race Unknown	2	0.6%
Two or More Races	12	3.5%
White	236	68.2%

Geographical Distribution (Degree-Seeking)

Pennsylvania	94%
Other U.S. States & Territories	6%
Other Countries	0%

Age (Degree-Seeking)

Average Age	22
Percent of Students Age 25 or Older	17%





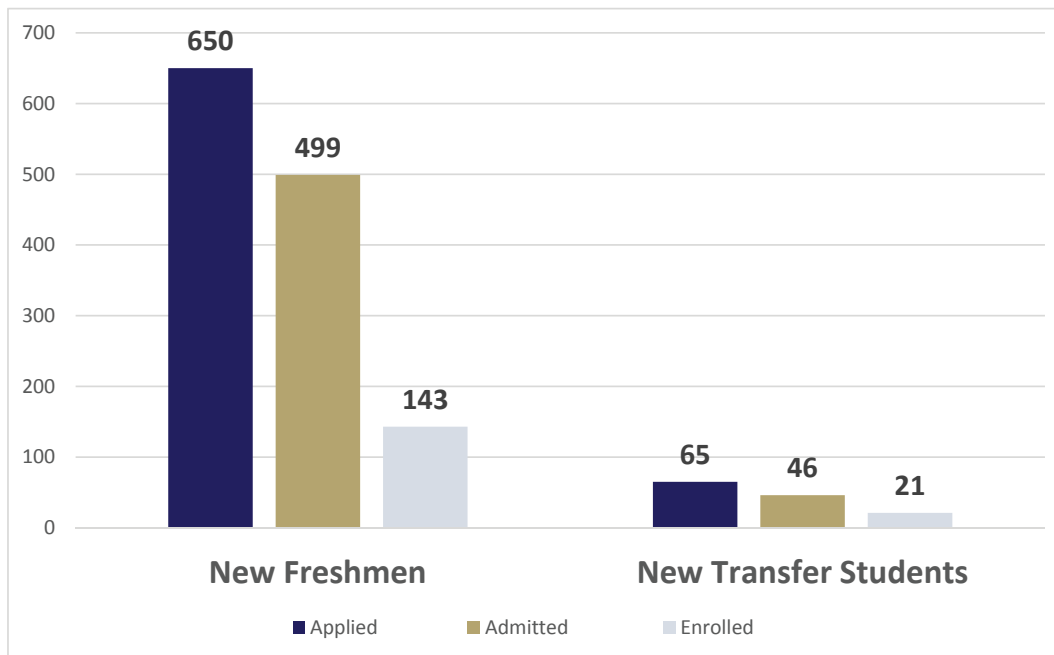
University of Pittsburgh Titusville

Voluntary Accountability Report

FALL 2015 DATA

Undergraduate Admissions

The chart below shows the number of degree-seeking students who applied, were admitted, and enrolled as new freshman or transfer students.



Academic Preparation of New Freshman

Middle 50% of Test Score Range	ACT	SAT
Composite	15-19	
Math	17-20	368-470
English	14-19	
Critical Reading		380-480

Percent in top 25% of HS Graduating Class 16%

Percent in top 50% of HS Graduating Class 49%

Average High School GPA (4-point scale) 2.92

[New Freshman Admissions Info](#)

[Transfer Admissions Info](#)



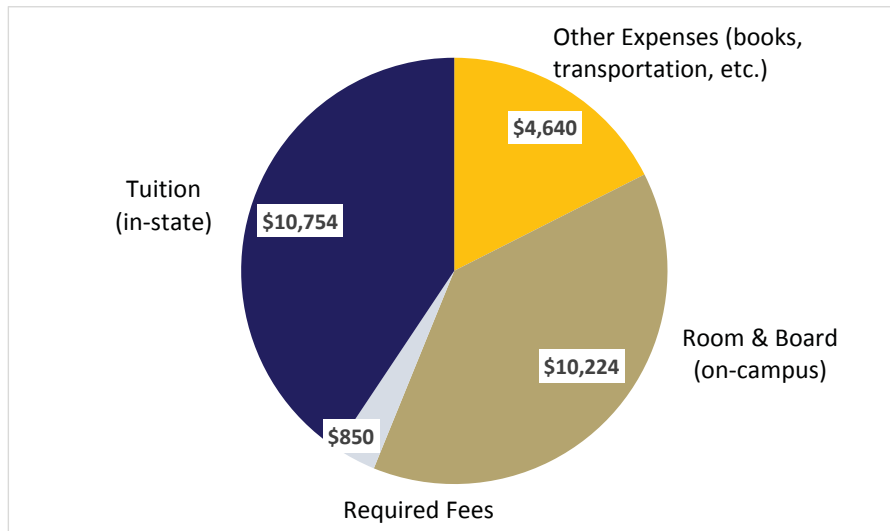
University of Pittsburgh Titusville

Voluntary Accountability Report

FALL 2015 DATA

Cost of Attendance and Financial Aid

Typical Undergraduate Costs Per Year Without Financial Aid
(Full-Time, In-State Students)



Total Typical Cost of Attendance: \$26,468

Financial Aid Awarded to Undergraduates

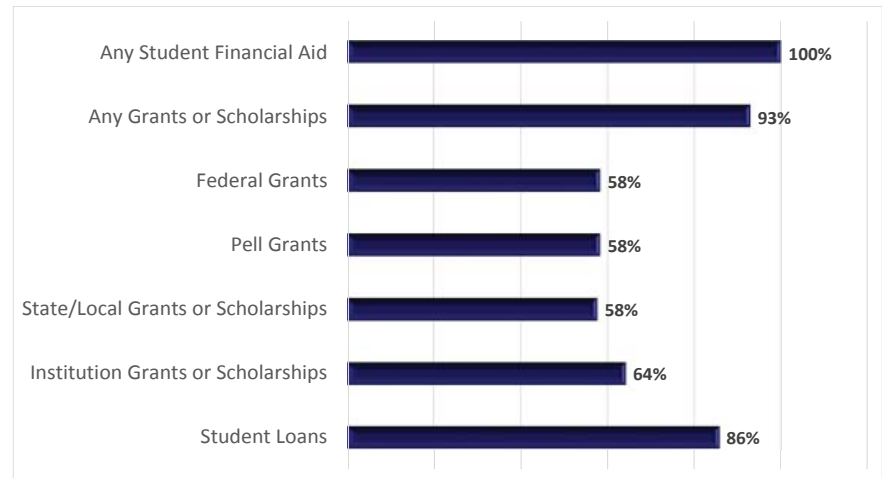
Annual Need-Based Scholarships & Grants

84% of 2014-15 full time undergraduates received need-based grants or scholarships; the average award for the year was \$7,033.

Annual Need-Based Loans

85% of 2014-15 full-time undergraduates received need-based work-study and/or loans (not including parent loans); the average loan for the year was \$4,774.

Percent of 2014-15 First-Time Students Receiving Each Type of Financial Aid





University of Pittsburgh Titusville

Voluntary Accountability Report

FALL 2015 DATA

Study at Pitt-Titusville

Classroom Environment

Students per faculty	10:1
Undergraduate classes less than 30 students	96%
Undergraduate classes less than 50 students	100%

Faculty

Total Full-Time Faculty	24
% Women Faculty	54%
% Faculty from Minority Groups	8%
% Faculty with Highest Degree Doctorate	54%

Degrees awarded 2014-15

Associate's	56
Total	<u>56</u>

Campus-based Housing

81% of new freshmen live on campus.
69% of all undergraduates live on campus.

[More Information](#)

Campus Safety

The University of Pittsburgh at Titusville maintains a full-time (365 days a year) police department. All officers are Act 120 trained and certified and have the authority to enforce the Pennsylvania Crimes Code, Motor Code, and University rules and regulations at UPT. The officers are trained in emergency response procedures, First Aid, CPR, and Act 180 (mandatory in-service training each year).

[More Information](#)